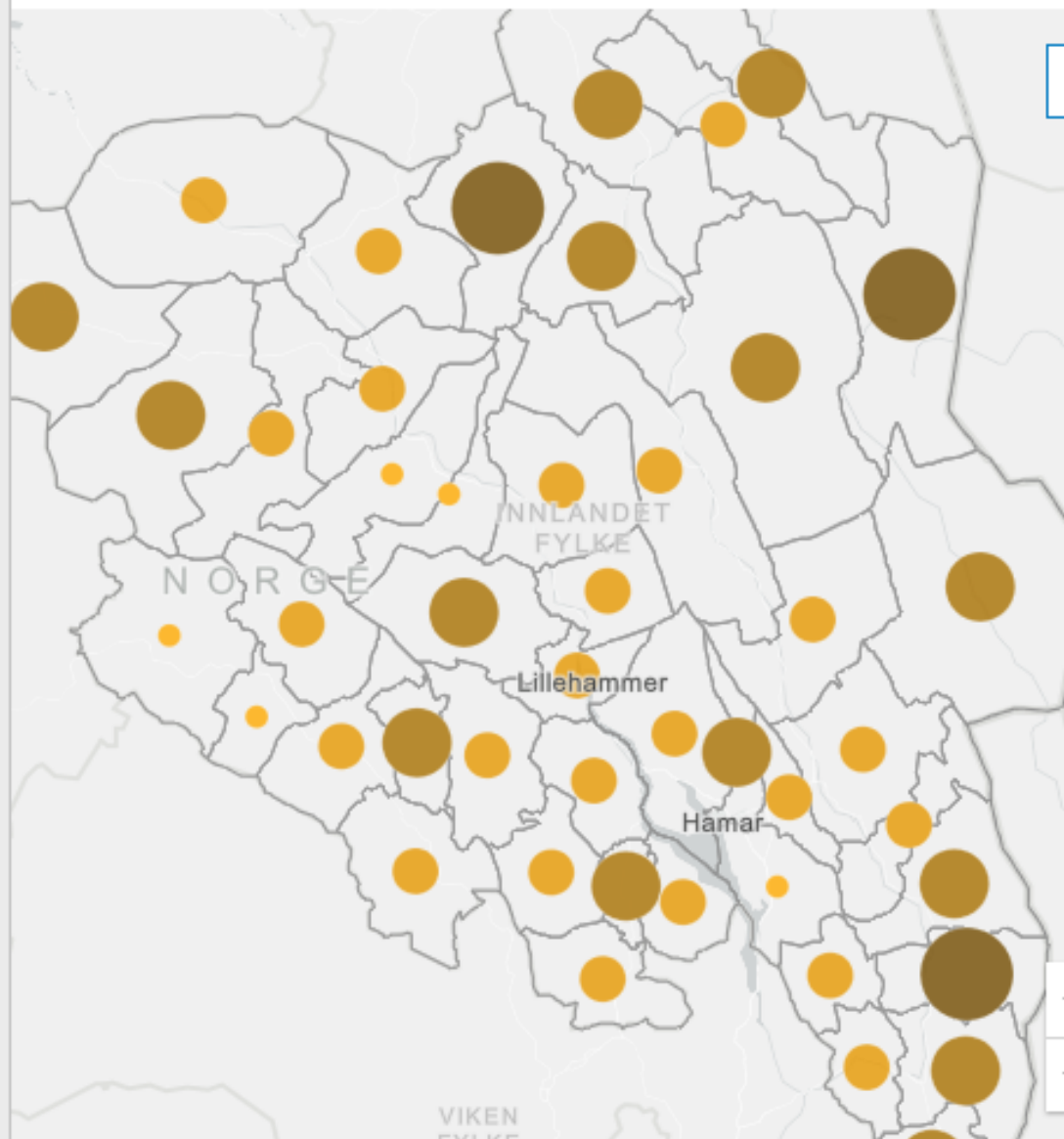


## Innlandet - vaksinerte med minst 1 dose: 82.1%



Esri, HERE, Garmin, FAO, NOAA, USGS

Powered b

### Andel vaksinerte med minst 1 dose

Engerdal: 88,2%

Folldal: 87,8%

Grue: 86,2%

Rendalen: 86,0%

Lom: 85,8%

Eidskog: 85,5%

Os: 84,9%

Cl: 84,2%

### Andel vaksinerte med minst 1 dose

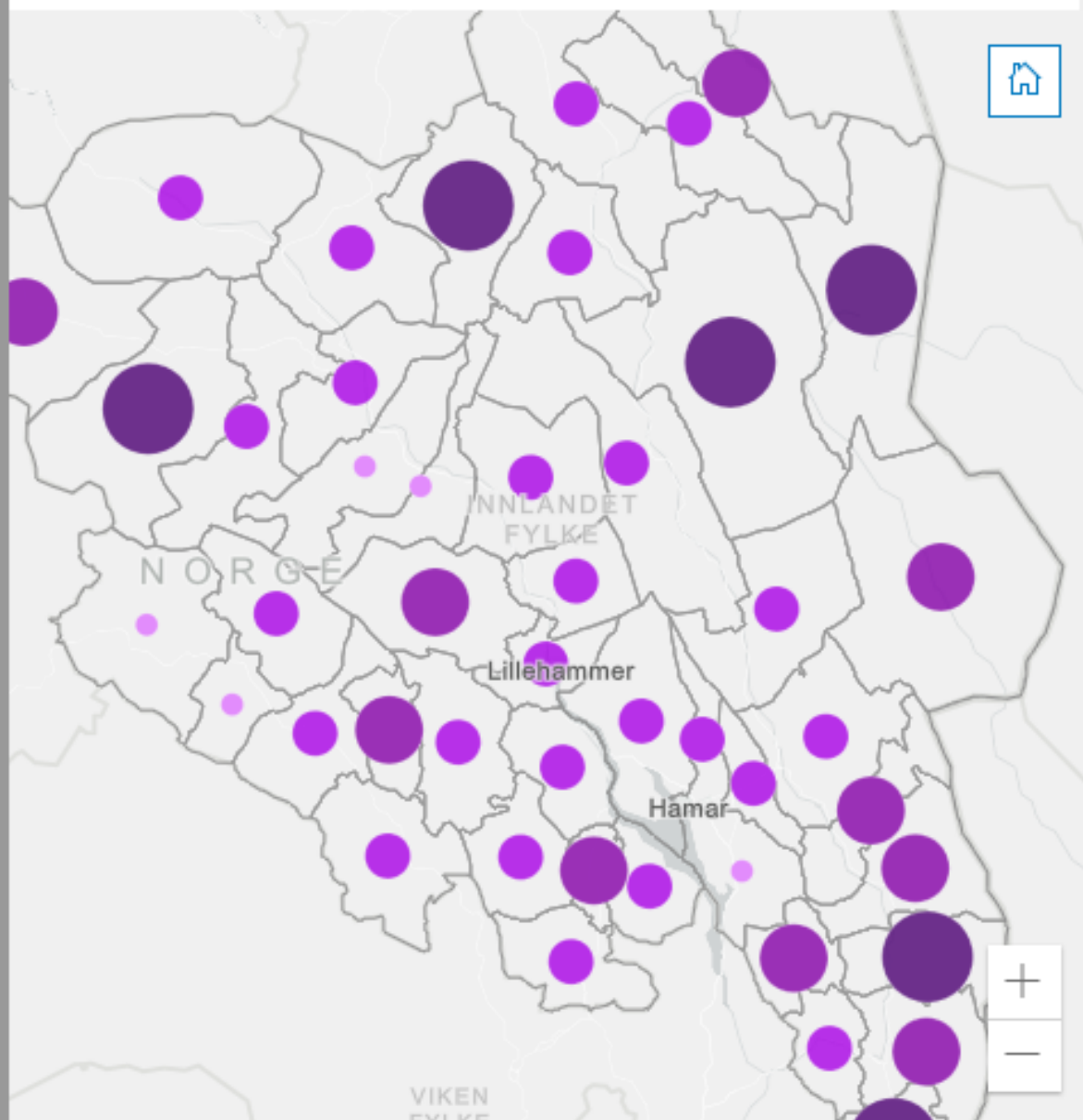
Andel vaksinerte med minst 1 dose, i %

> 86

83 - 86

80 - 83

## Innlandet - vaksinerte med minst 2 doser: 76%



Esri, HERE, Garmin, FAO, NOAA, USGS

Powered by Esri

### Andel vaksinerte med minst 2 doser

Engerdal: 83.4%

Folldal: 82.5%

Rendalen: 81.6%

Grue: 81.4%

Eidskog: 81.1%

Lom: 80.8%

Skiåk: 79.1%

### Andel vaksinerte med minst 2 doser

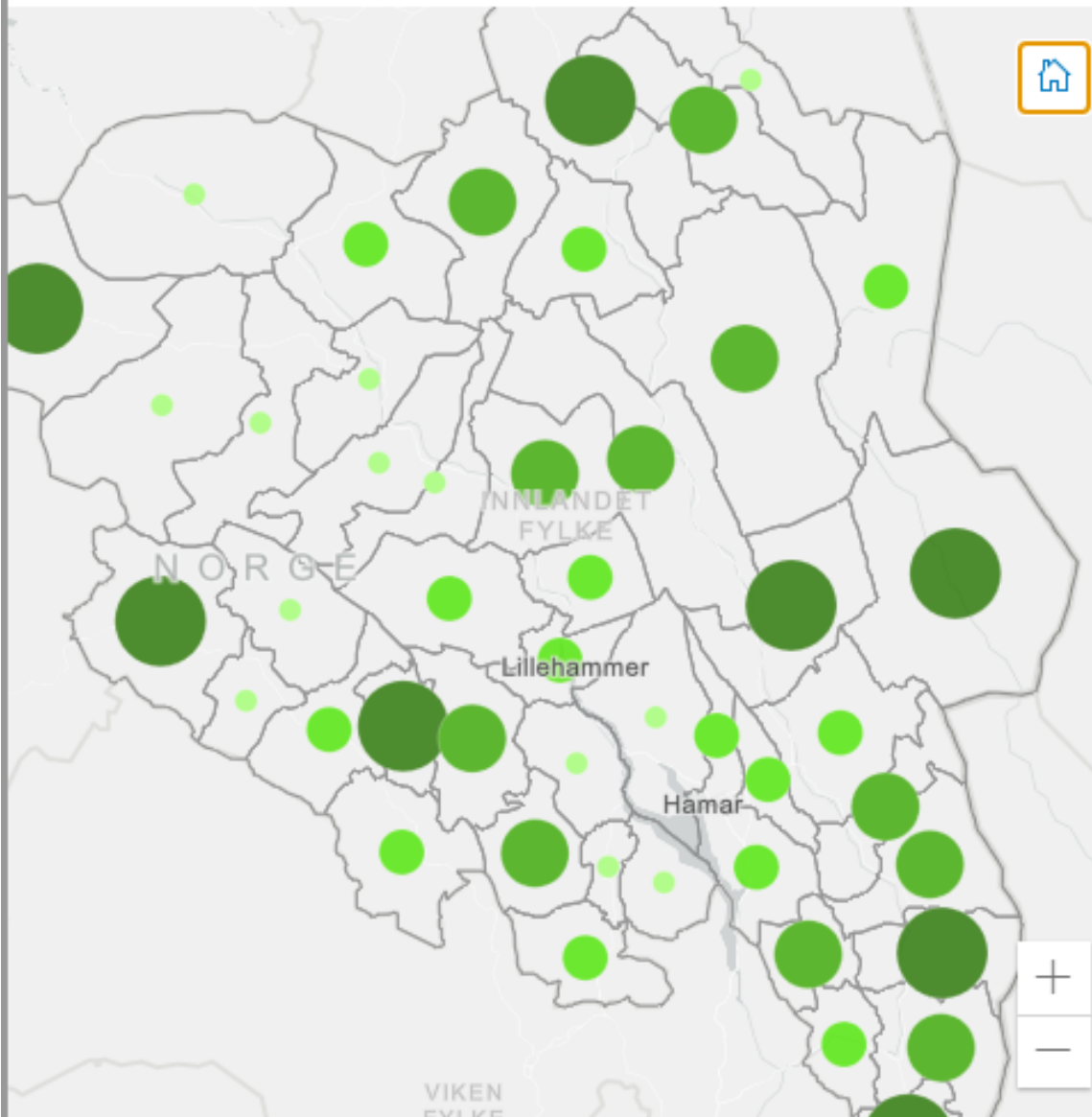
Andel vaksinerte med minst 2 doser, i %

> 80

77 - 80

74 - 77

## Innlandet - vaksinerte med 3 doser: 34.2%



Esri, HERE, Garmin, FAO, NOAA, USGS


Powered by Esri

### Andel vaksinerte med 3 doser

Tynset: 44%
Åmot: 43.5%
Trysil: 43.5%
Vang: 42.3%
Etnedal: 42.2%
Grue: 42.2%
<b>Rendalen: 40.4%</b>

### Andel vaksinerte med 3 doser

Andel vaksinerte med 3 doser, i %



Og her er aldersfordelingen:

